


电子护照手写纸质签名规格指引

签名注意事项

- 应为申请人本人真实签名，不得由其他人代签。
- 建议使用0.5mm黑色签字笔签名。签名应横向书写，不应折行，大小适中，自然清晰。
- 申请人的签名样式与本人常用签名样式一致。
- 不满10周岁儿童、肢体伤残人士的申请及其他不具备签名能力的申请人（如不会书写汉字）无需签名且不得代签。

正确提示 ✓

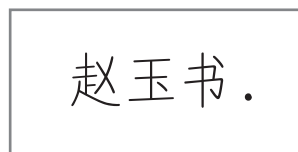


错误提示 ✗


签名框内签名



签名笔画太粗



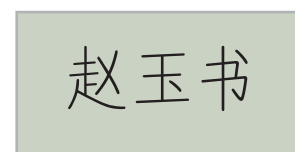
签名带点“.”




签名过大




签名在签名框内太小




纸张带底色



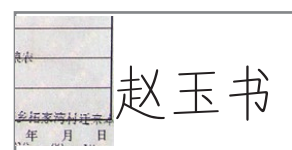
签名贴近签名框边框



签名没有横向书写



签名超出签名框

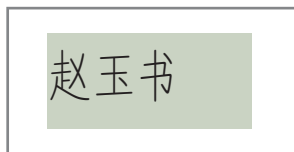


户口本复印件等物覆盖签名框

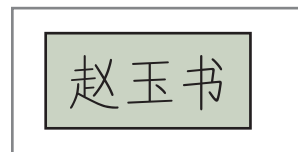


签名不清晰

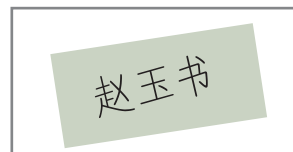
使用贴纸签名



签名贴近贴纸边框



贴纸有黑边、边框、底色



贴纸倾斜